


How to read library ebooks on your tablet or smartphone

Go to porirualibrary.org.nz

You will need your library card and access pin to access this online service.

1. Click **ebooks & audio books** on the home page



2. Download the **Libby App** for your smartphone or Overdrive for chromebooks/kindle

Download the App



Smartphone, tablet or Windows 10 PC

Meet Libby, from OverDrive, who makes reading or listening to digital books fast and easy.

- Meet Libby




Chromebooks, Windows 8 & 10, Kindle Fire HD

Use the OverDrive app if you have a device that is not compatible with the Libby app.

- Overdrive

3. Type in your library, and city, or click **guess my library**



You can search for your library by name or branch location.


MATCHING LIBRARIES

- Lower North Island

4. Type in your **library card number** and your **PIN**

sm123456

LOANS HOLDS
0 of 10 12 of 20



ePUKAPUKA

5. Select your language preferences etc... you can always change your preferences.

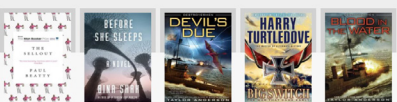
ePUKAPUKA
Lower North Island Digital Library Group

Format: Audiobooks
Language: Gujarati
Audience: General Content
Compatibility: Kindle
Availability: Available Now
Sort By: Popularity

These preferences are saved and applied to all lists.

Apply Preferences

6. Click on the **cover of the book** you want.




What If?

How would the world look if we'd taken another course? These Alternative History titles explore "what if" of the past. See all 17 titles >


7. Click **borrow** to start reading.

You are borrowing Blood In the Water for 21 days.



sm123456

LOANS HOLDS
1 of 10 12 of 20



ePUKAPUKA

Borrow!

Go to your library **Shelf** to manage your loans, holds and tags.